

6 About Microban® Antimicrobial Protection

The revo2's premium quality silicone layer features built-in Microban® antimicrobial protection. Microban's globally trusted antimicrobial protection is used widely in a variety of consumer items, such as baby products, personal care products, food storage products, and more. Microban protection provides continuous antimicrobial cleaning action to inhibit the growth of bacteria, mold and mildew, which can cause deterioration of your revo2. iSkin is the first silicon protector company to offer its valued customers Microban protection.



Send Us Your Feedback

We'd love to hear from you. Customer comments and suggestions are important elements in the development of future iSkin products.

Send your feedback to: feedback@iSkin.com

For FAQs regarding this product, visit us online at iSkin.com

Notice to user:

iSkin Inc. shall not be responsible for any damage, including consequential damage caused by defective goods, personal injuries, property damage or consequential economic loss. iSkin does not guarantee suitability of its product for your application. Furthermore, iSkin Inc., shall not be responsible for any damage, loss of data, service, or otherwise caused to the iPhone when used with this product.

1 Year Limited Warranty

iSkin Inc. warrants to the original purchaser that the product will be free from defects in materials and/or workmanship for the period of 1 Year. The warranty period commences on the date of purchase from the authorized reseller/retailer. Your original purchase invoice, showing the date of purchase of the product from the reseller/retailer is your proof of the date of purchase. This proof of purchase is mandatory for any warranty issues. iSkin Inc. at its option will repair or replace, at no charge, any part that iSkin Inc. determines to be defective.

This warranty shall not apply if the product has been damaged by abuse, misuse, negligence, accident, modification, tampering or by any other causes unrelated to defective materials and/or workmanship including acts of God. iSkin's warranty only covers product(s) made by iSkin and does not cover third party product(s) sold by other companies. iSkin acknowledges that with normal use of products made by iSkin, the purchased product(s) will provide satisfactory performance as specified by product performance literature.

Repair or replacement as provided under this warranty is iSkin's exclusive right. ANY APPLICABLE IMPLIED WARRANTIES, INCLUDING WARRANTIES OR MERCHANTABILITY AND FITNESS FOR A PARTICULAR PURPOSE ARE HEREBY LIMITED TO 365 DAYS FROM THE DATE OF PURCHASE AND ARE SUBJECT TO CONDITIONS SET FORTH IN THIS LIMITED WARRANTY. IN NO EVENT SHALL iSkin Inc. BE RESPONSIBLE FOR INCIDENTAL DAMAGES RESULTING FROM THE BREACH OF ANY EXPRESS OR IMPLIED WARRANTIES. This warranty gives you specific legal rights, and you may also have other legal rights, which vary from state to state, province to province, valid in the United States and Canada. Any shipping or other cost such as customs incurred costs, etc. from outside North America is the customers' responsibility.

Exclusions and Limitations

This Limited Warranty applies only to hardware product manufactured by iSkin Inc. that can be identified by the "iSkin" trademark, trade name, or logo affixed to it. This Limited Warranty does not apply to any non-iSkin products. This will include third party products packaged or sold with iSkin, any third party manufacturer may supply their own product warranty.

All inquiries with regards to the product warranty may be directed to: www.iSkin.com/warranty



The iSkin word mark and logo are registered trademarks of iSkin Inc., registered in Canada, the United States and other countries. All Rights Reserved 2008. MICROBAN is a registered trademark of Microban Products Company. Other company and product names mentioned herein are trademarks of their respective companies.

to download this User's Guide in English
pour télécharger le Guide d'instructions en français
para obtener instrucciones para el revo2 en español

iSkin.com/revo2/faq

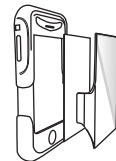


User's Guide

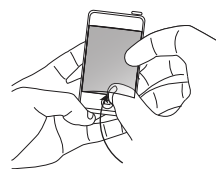


Experience revo2

Thank you for choosing the iSkin revo2 to help keep your beloved iPhone safe! Your revo2 combines iSkin's legendary, premium silicone coverage with fresh, innovative design. It also features Microban® antimicrobial protection to help inhibit the growth of odor and stain causing bacteria on the product.



1 Prepare your iPhone 3G



For optimal fit and performance, it may be necessary to remove any previously applied screen/body films from the iPhone prior to using the iSkin revo2.




Gently and thoroughly clean your iPhone using a soft, lint-free cloth, and remove all surface dirt or oil. Also ensure that you wipe the screen to remove any small dust particles.

2 Installing the Screen Protector

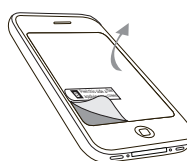


For best results, ensure your iPhone screen is free of dust particles and other impurities.

- 1 Peel away the plastic on "Side A" of the Screen Protector and reveal its tacking side.




- 2 With "Side A" (the tacking side) facing the iPhone, evenly apply the Screen Protector. Rub the Screen Protector gently, from side to side, in order to remove any air pockets that may have formed during installation.

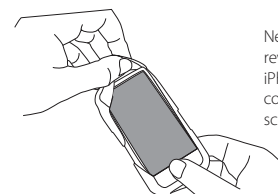


- 3 Once the Screen Protector is firmly in place, peel away the plastic on "Side B" of the Screen Protector (the side facing up). This completes the installation of the Screen Protector. **The included Screen Protector does not use adhesives, and can be removed anytime without leaving residue on the iPhone.**

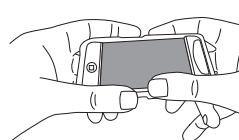
3 Placing the iPhone 3G into the revo2



Ensure that your iPhone is turned off. Then, insert the iPhone into the lower portion of the revo2, as shown.



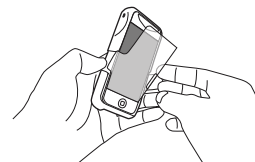
Next, stretch the rest of the revo2 over the top of the iPhone, so that all of the corners around the iPhone's screen area are covered.



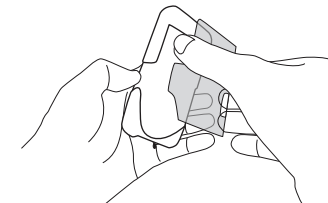
Then, as necessary, gently massage the revo2 and align all edges and openings with the iPhone. This will ensure a perfect, snug fit.

4 Using the VISOR™

The VISOR that comes with your revo2 is a fantastic way to protect your iPhone's vulnerable screen from impact, scratches and other hazards. It's specially designed to snap easily to the front of the revo2 when your iPhone is not in use, or when it's being carried in a pocket or bag. And when you'd like to move your VISOR out of the way, it conveniently snaps to the back of the iPhone and seamlessly blends in.



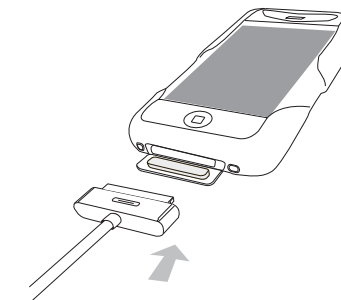
To install the VISOR over the iPhone's screen, snap it to the front of the revo2, as shown.



To remove the VISOR from atop the iPhone's screen, simply lift it off and snap it to the rear of the revo2, where it will conveniently remain until you need it again.

5 Using the integrated Port Cover

The revo2 features an integrated docking port cover to keep the iPhone's connection port free from dust and dirt. It also features an integrated earphone port protector, which covers the iPhone's earphone port when not in use.



To insert your earphones, use your fingernail to lift up the revo2's integrated earphone port cover.